



September 2023 NRL22 Official Course of Fire

PractiScore Template: Here is the link for the PractiScore template for this month's COF. This template has all the stages already built for you if you don't want to create them yourself. All you need to do is follow the instructions to the letter otherwise you risk your match results being overwritten. [PractiScore Template](#)

DFAT Range Card: The DST Precision DFAT allows you to use the rifle and optic to dryfire practice in a very small area such as your garage, living room, or even bedroom. With this adapter most scopes focus in the 11-15 feet range. You can find this month's COF range card here. [DFAT Range Practice Range Card](#)

COF Designer: Thank you to Brian Coon for designing this month's COF. While this COF has a good amount of movement, it's still a fun COF with great ingenuity. Brian is a competitor, Match Director of MacCoon's Precision Rifle Club out of Homer, New York.

If you have questions about the COF please email Dominic at Dom@NRL22.org

Range requirements: This month's COF will require a Ladder, 2-3 Cinder blocks, Tank Trap, 3x tires, Strap/Rope, 2-gal bucket, 5-gal bucket, 55-gal barrel, a stopwatch that can time down to a tenth of a second, and the NRL22 standard target package. Left over targets: 1x 1", 2x 2.5", 1x 3", 4", 5", 6"

Scoring submissions: In accordance with the 2024 NRL22 rules, Match Directors are required to submit scores within 7 days of their match concluding. You can submit your NRL22 (5 stages only) scores through the NRL22 website using the Practiscore URL. If you don't have that ability then download the NRL22 Scores sheet from the downloads section on NRL22.org/downloads, fill out the results, and submit scores through the NRL22.org, followed by payment for the match admin fee. Keep in mind that only NRL22 members are eligible for prizes and while we have a 7-day grace period for membership, if the prizes are already distributed, it is the competitor's loss.

Live Stream: The live show for prizes will happen on **October 11th, 2023**. If you have questions, ask them during the live show and we will answer them for you.

Terms of Use

The use of this course of fire is restricted to personal/individual use; however, the use of this course of fire in a match setting must be operated within the NRL22 rules and is restricted to current NRL22 clubs. The monthly course of fire is a proprietary product of the NRL22. Furthermore, the scores of every competitor at that match must be submitted to the NRL22 regardless of the competitor's membership status. Every competitor is given a 7-day grace period to become a member and claim their score.

September 2023 NRL22 Official Course of Fire

Here is the running list of approved out-of-production rifles that will remain in base division. These rifles must be in their original factory configuration to be eligible for base division. The only modifications to those rifles are the ones listed in the NRL22 Rules Section 5. B. The burden of providing solid evidence for inclusion into base division rests squarely on the shooter, and the MD makes the final call on which division the shooter's rifle gets classified in. If there are out-of-production rifles that are not on this list, please email Dom at Dom@NRL22.org with the manufacturer, model number, and MSRP (not MAP) with a website where it was to be considered for inclusion.

- CZ 452 (all models)
- CZ 455 (all models)
- Savage (all models, except Savage Anschutz)
- Ruger (all models)
- Marlin/Glenfield
 - Levermatic
 - Model(s) 780, 880, 980
 - XT-22
- Mossberg (all models)
- Winchester
 - Model 69 & variants
 - Model 131 & 141 (including SR variants)
- Cooney
 - 64 (predecessor to Savage 64)

- Example #1: The CZ 452 American had an MSRP of \$409.00 in 2007. Inflation adjustment puts that MSRP at \$614.52 in 2023. This is clearly in line with many other "base division" rifles including several versions of the CZ 457.
- Example #2: The CZ 455 Varmint Precision Trainer had an MSRP of \$967 in 2018. Inflation adjustment puts that MSRP at \$1,186.49 in 2023. Unless the competitor is electing to shoot with iron sights, it would be practically impossible for this model to stay under the applicable \$\$\$ threshold.
- Example #3. The Winchester Model 52 Sporter had an MSRP of just \$88.50 in 1934. However, 90 years of compound inflation really adds up. Inflation adjustment puts that MSRP at \$2,039.03 in 2023. The Model 52 will be a ton of fun to shoot, ...in Open division.

Inflation/compound interest calculator can be found at [here](#)

Terms of Use

The use of this course of fire is restricted to personal/individual use; however, the use of this course of fire in a match setting must be operated within the NRL22 rules and is restricted to current NRL22 clubs. The monthly course of fire is a proprietary product of the NRL22. Furthermore, the scores of every competitor at that match must be submitted to the NRL22 regardless of the competitor's membership status. Every competitor is given a 7-day grace period to become a member and claim their score.

Ladder Disorder

Time: 120 Sec

Round Count: 12

Ranges and Targets:

Option 1 – 42 yds: 1" on a single hanger
 61 yds: 1.5" on a single hanger
 82 yds: 2" on a single hanger

Option 2 – Same targets and distance.

Stressor: 90 second par time

Restrictions: Bipod cannot touch the ground.

Points: 10 points per impact, 120 points possible

Start Position: Standing, rifle and all gear in hand, mag in, action open

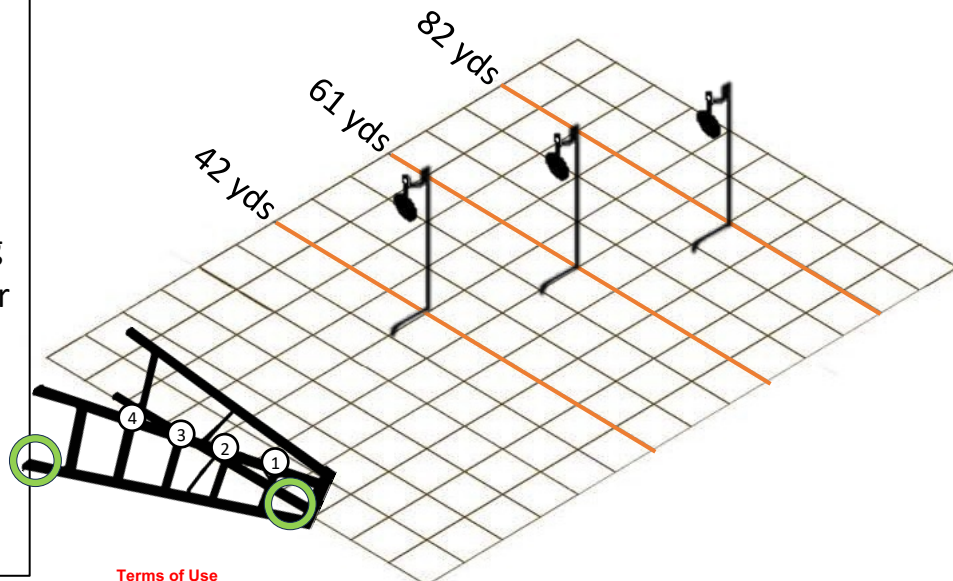
Description: On the start signal, engage the targets in the following order and manner:

- Position 1 – Near, Middle, Far
- Position 2 – Middle, Far, Near
- Position 3 – Far, Near, Middle
- Position 4 – Near, Middle, Far

The rear part of the ladder may not be used to support the rifle.

Note: The ladder will be open, laying on its side with the rear of the ladder being aligned with the firing line and the front is at an angle as pictured. Consider using cinderblocks in the green circled areas to help stabilize the prop.

Adaptive Recommendation: Same target engagement. Elevate the ladder so that the competitor can engage the targets from the same positions.



Terms of Use

Tetrahedron

Time: 120 Sec

Round Count: 10

Option 1 – 95 yds: 3” on a single hanger

Ranges and Targets:

Option 2 – 175 yds: 6”

Restrictions: No part of the rifle nor equipment may touch the ground.

Points: 10 pts per impact plus 0.1 bonus points per second remaining. **For the PractiScore NRL22 template, enter the total time elapsed in seconds.**

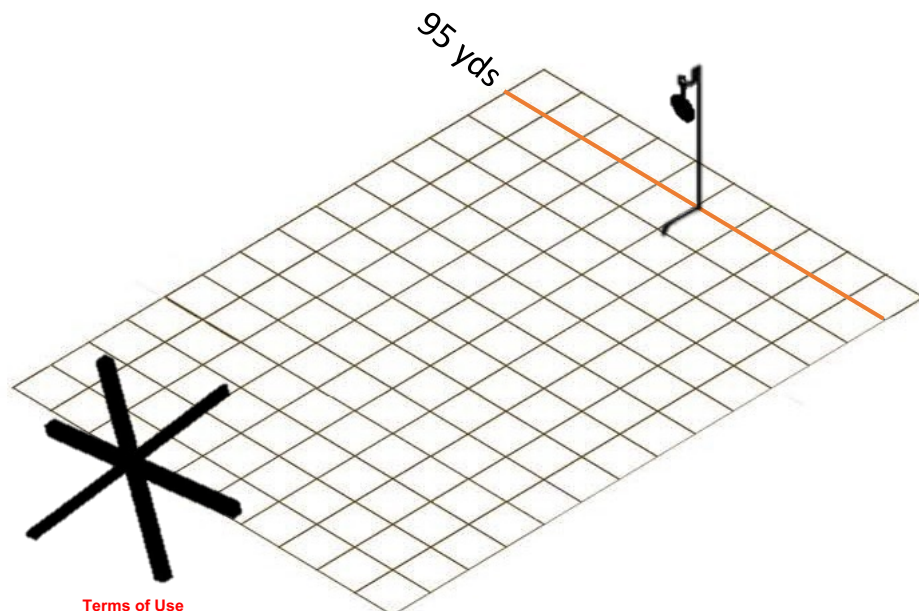
Start Position: Standing, rifle and all gear in hand, mag in, action open

Description: On the start signal, engage the target with 2 shots from the following positions in order:

1. Right tip
2. Center
3. Left tip
4. Center
5. Middle tip

Note: The tank trap will be positioned with the middle tip pointing down range.

Adaptive Recommendation: Same starting position. Target engagement is: Right tip, Middle tip, Left tip, Middle tip, Right tip.



Terms of Use

Limits Redux

Time: 120 Sec

Round Count: 12

Option 1 – 55 yds: 1", 3/4", 1/2", 1/4" on a KYL rack

Ranges and Targets:

Option 2 – Same targets and distance.

Restrictions: None

Stressor: Engage targets from Support side, Strong side, then Support side.

Points: 10 points per impact, 120 points possible

Start Position: Standing, rifle and all gear in hand, mag in, action open

Description: On the start signal, engage the KYL from a prone supported position in the following order with 1 shot each:

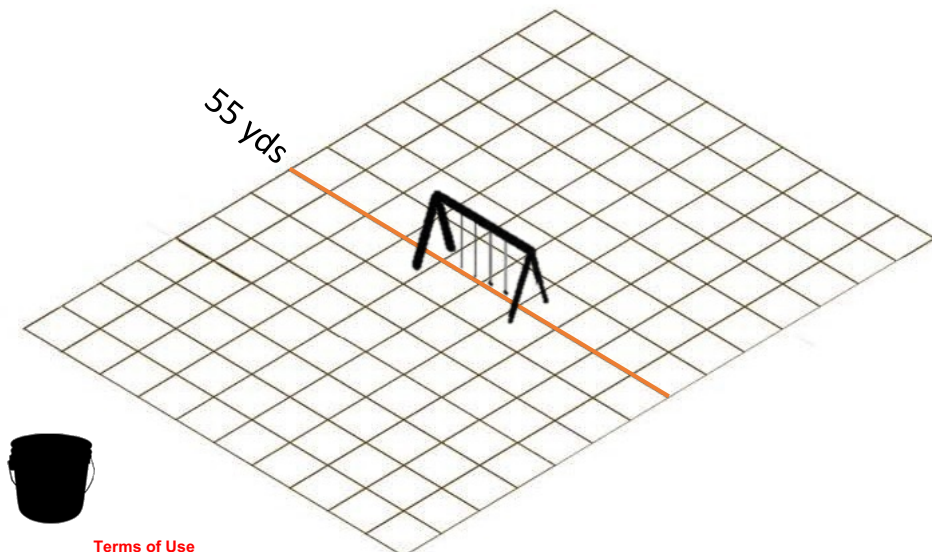
- Large to Small (Strong Side)
- Large to Small (Support Side)
- Small to Large (Strong Side)

You must conduct a magazine change after shot 3 but before the last shot. If a magazine change is not conducted and all shots were fired, then the last 2 shots will not be scored regardless if they were impacts.

Spare mag in 2-gal bucket ~6 feet behind the firing line.

Note: Support side means, support eye, shoulder, and hand.

Adaptive Recommendation: In position with magazine out and off glass. Magazine change may be done in position.



Terms of Use

The use of this course of fire is restricted to personal/individual use; however, the use of this course of fire in a match setting must be operated within the NRL22 rules and is restricted to current NRL22 clubs. The monthly course of fire is a proprietary product of the NRL22. Furthermore, the scores of every competitor at that match must be submitted to the NRL22 regardless of the competitor's membership status. Every competitor is given a 7-day grace period to become a member and claim their score.

Rotate Your Tires

Time: 120 Sec

Round Count: 10

Option 1 – 56 yds: 1.5” on a double hanger
73 yds: 2” on a double hanger

Ranges and Targets:

Option 2 – 113 yds: 4”
149 yds: 5”

Restrictions: Bipod may not touch the ground nor be used inside the tires.

Points: 10 points per impact, 100 points possible

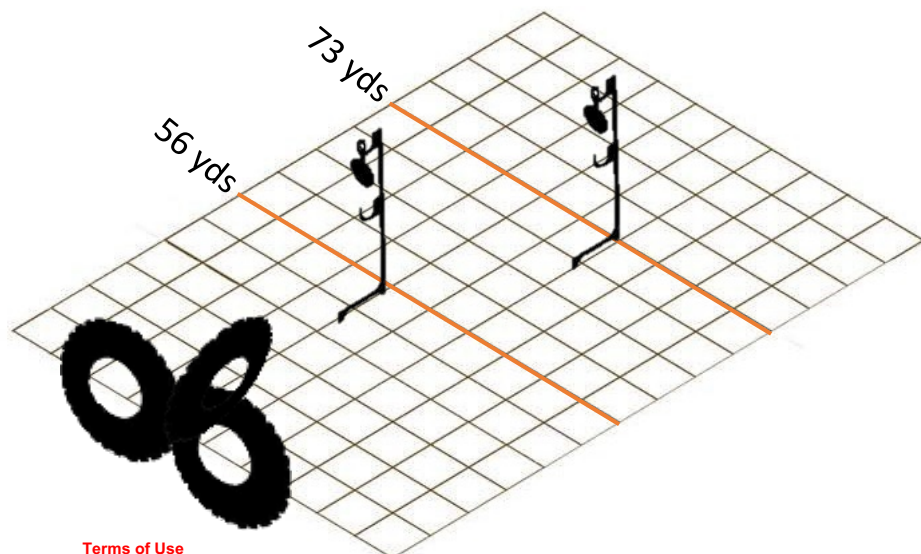
Start Position: Standing, rifle and all gear in hand, mag in, action open

Description: On the start signal, engage the targets from near to far with 1 shot each in the following order:

- Opening of the left tire
- Top of the right tire
- Top of the left tire
- Opening of the right tire
- Top of the middle tire

Note: When shooting through the tire openings the rifle must be on the tire, not the bipod

Adaptive Recommendation: Same target engagement but must use positions 1 & 4 and move after every second shot. Tires will be on an elevated position.



Terms of Use

Hi-Lo-Prone

Time: 120 Sec

Round Count: 10

Option 1 – 50 yds: 1.5" on a double hanger
67 yds: 2" on a double hanger
83 yds: 2.5" on a double hanger
100 yds: 3" on a double hanger

Ranges and Targets:

Option 2 – Same targets and distance.

Stressor: 105 sec par time

Restrictions: None

Points: 10 points per impact, 100 points possible

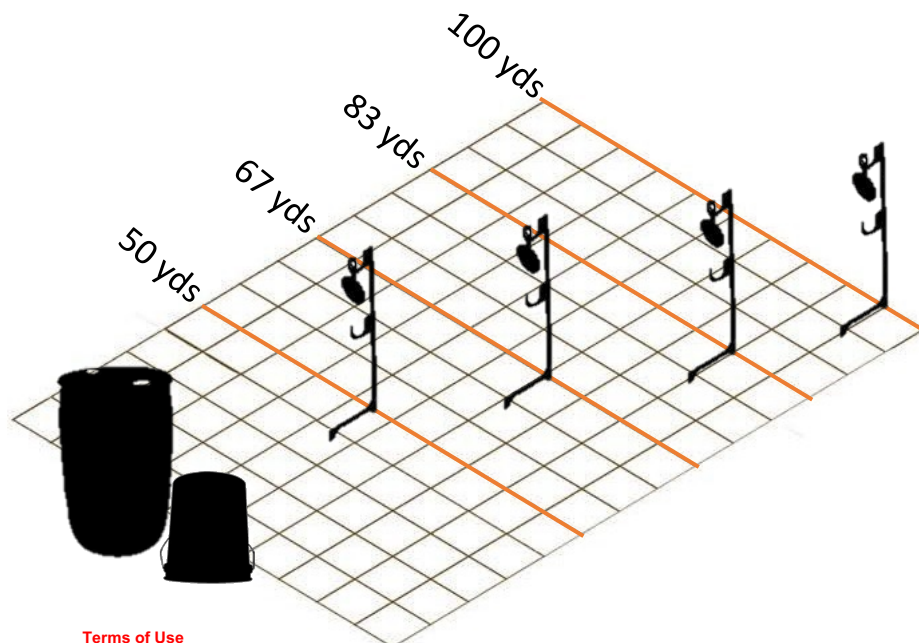
Start Position: Standing, rifle and all gear in hand, mag in, action open

Description: On the start signal, engage the targets with 2 shots each from Near to Far in the following order and manner:

- 55-gal - nearest target
- 5-gal bucket - 2nd target
- 55-gal - 3rd target
- 5-gal bucket - last target

After 8 shots, assume a prone supported position and engage the near target and then the far target with 1 shot each.

Adaptive Recommendation: Same starting position and target engagement. The 5-gal bucket can be placed on a bench or another elevated position. The prone position can be shot from the 55-gal barrel or bench.



Terms of Use