



JULY 2021 NRL22 OFFICIAL COURSE OF FIRE

July introduction:

Happy Independence Day! As we are in full swing of the 2021 season, summer, and the kids being out of school, get them behind a rifle so that they can enjoy this sport like we all do. This doesn't prevent you from bringing out our adult kids too to introduce them to the sport. We are excited to announce that Bushnell is our 2021 season title sponsor. Bushnell has been a strong supporter of the NRL22 with a wide variety of products. Please thank Bushnell as our new title sponsor.

PractiScore Template: Here is the link for the PractiScore template for this month's COF. This template has all the stages already built for you if you don't want to create them yourself. All you need to do is follow the instructions to the letter otherwise you risk your match results being overwritten. [PractiScore Template](#)

DFAT Range Card: The DST Precision DFAT allows you to use the rifle and optic to dryfire practice in a very small area such as your garage, living room, or even bedroom. With this adapter most scopes focus in the 11-15 feet range. You can find this month's COF range card here. [DFAT Range Practice Range Card](#)

Option 2: If an MD chooses to select option 2 for any stage, then he/she is responsible for acquiring the needed targets and hangers. The target sizes and distances for option 2 are set and must be adhere to, this ensures that a MD doesn't have an advantage over other shooters. The only exception to this is if a MD doesn't have the needed distance to accommodate a stage for option 2 then they may change the distance and target size but match it as close as possible to the COF. If a change as such is made, then the MD needs to make it public to their shooting club prior to the match. Additionally, option 1 and option 2 are not to mix within a stage. The MD either chooses option 1 or option 2 for the entire stage.

COF Designer: Taylor Roehr, shooter from Skunk River Practical Rimfire Shooters out of Ames, Iowa. Thanks, Taylor for your submission and contribution to the NRL22.

Range requirements: This month's COF will require a tire, 55-gal barrel, 5-gal bucket, 2-gal bucket, chair, sawhorse, tank trap, ladder, and stopwatch that can time down to a tenth of a second, and the 2020/2021 NRL22 standard target package. Left over targets: 1", 1.5", 2", 2x 2.5", 2x 3", 5", 6", 1x single hanger, and 3x double hangers.

Safety suggestions: Weed whacker plastic string works very well for Empty Chamber Indicators (ECI). Using ECI ensures a rifle is not loaded and especially useful for semi-auto rifles. Mag block flags are acceptable for an ECI; however, the RO needs to ensure that the chamber is clear. The stages' starting positions were deliberately set up for safety. Ensure RO's are very close to new shooters and kids, especially in case the 180 rule is broken or a transition is made without the action open or safety engaged.

Scoring submissions: Download the NRL22 Scores sheet from the downloads section on [NRL22.org/downloads](https://www.nrl22.org/downloads), fill out the results, and submit scores through the [NRL22.org](https://www.nrl22.org) by clicking [here](#), followed by payment for the match admin fee. Deadline for submissions is **August 7th, 2021**. Keep in mind that only NRL22 members are eligible for prizes and while we have a 30-day grace period for membership, if the prizes are already distributed, it is the competitor's loss. The live Facebook show for prizes will happen on **August 11th, 2021**.



JULY 2021 NRL22 OFFICIAL COURSE OF FIRE

Here is the running list of approved out-of-production rifles that will remain in base class. These rifles must be in their original factory configuration to be eligible for base class. The only modifications to those rifles are the ones listed in the NRL22 Rules Section 5. B. The burden of providing solid evidence for inclusion into base class rests squarely on the shooter, and the MD makes the final call on which class the shooter's rifle gets classified in.

- CZ 452 (all models)
 - CZ 455 (all models)
 - Savage (all models, except Savage Anschutz)
 - Ruger (all models)
 - Marlin/Glenfield
 - Mossberg (all models)
 - Levermatic
 - Model 20
 - Model 60 (aka Glenfield 60) & historical variants
 - Model 65 (aka Glenfield 65) & historical variants
 - Model 780
 - Model 39A (variants & predecessors)
 - Winchester
 - Model 69 & variants
 - Model 131 & 141 (including SR variants)
 - Cooney
 - 60
 - 64 (predecessor to Savage 64)
-
- Example #1: The CZ 452 American had an MSRP of \$409.00 in 2007. Inflation adjustment puts that MSRP at \$618.65 in 2021. This is clearly in line with many other "base class" rifles including several versions of the CZ 457.
 - Example #2: The CZ 455 Varmint Precision Trainer had an MSRP of \$967 in 2018. Inflation adjustment puts that MSRP at \$1056.67 in 2021. Unless the competitor is electing to shoot with iron sights, it would be practically impossible for this model to stay under the applicable \$\$\$ threshold.
 - Example #3. The Winchester Model 52 Sporter had an MSRP of just \$88.50 in 1934. However, 87 years of compound inflation really adds up. Inflation adjustment puts that MSRP at \$1158.20 in 2021. The Model 52 will be a ton of fun to shoot, ...in Open class.

Inflation/compound interest calculator can be found at <https://www.investor.gov/financial-tools-calculators/calculators/compound-interest-calculator>

Use a fixed 3.0% rate, nothing for variance range, compound annually

Summer Yard Sale

Time: 120 Sec

Round Count: 10

Ranges and Targets: Option 1 – 100 yds: 3" on a single hanger
Option 2 – 150 yds: 4.5" on a single hanger

Points: 10 points per impact, 100 points possible

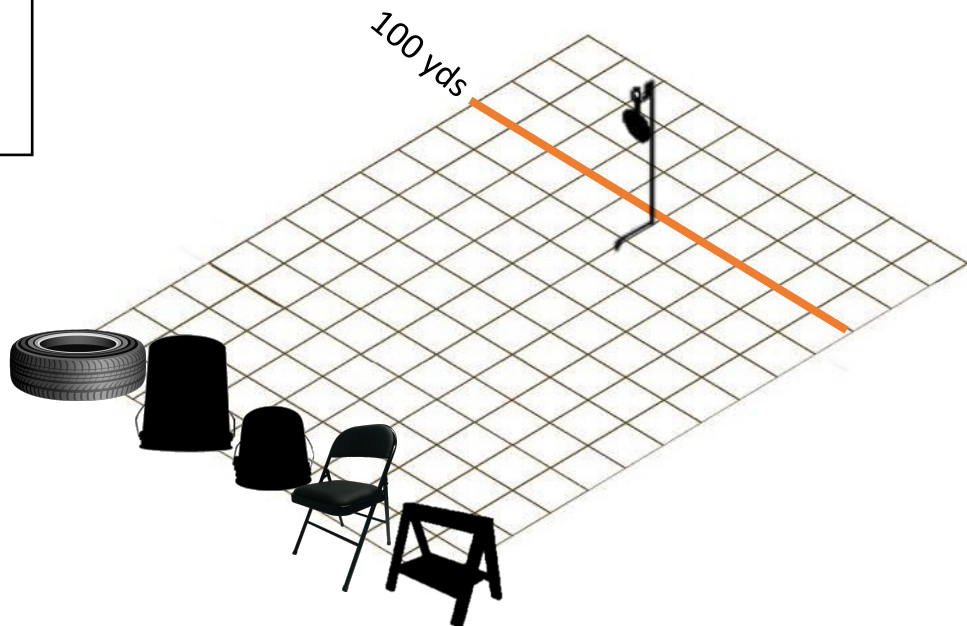
Start Position: Standing, rifle and all gear in hand, mag in, action open

Description: On the start signal, the shooter will engage the target with 2 shots in the following prop order:

- Tire
- 5-gal bucket
- 2-gal bucket
- Seat of the chair under the backrest
- bottom shelf of the sawhorse.

Note: All props are positioned as pictured

OG/Adaptive Recommendation: Same starting position. Tire and 5-gal or 2-gal buck inside the tire. Shooter will engage the target with 3 shots from the left side of tire, 4 shots from the top of the bucket, and 3 shots from the right side of the tire. All props will be on a bench.



Laps Around America

Time: 120 Sec

Round Count: 12

Ranges and Targets:

- Option 1 – 50 yds: 1" & 1.5" on a double hanger
100 yds: 2.5" & 4" on a double hanger
- Option 2 – 95 yds: 2" & 2.5" on a double hanger
175 yds: 4" & 6" on a double hanger

Points: 10 points per impact, 120 points possible

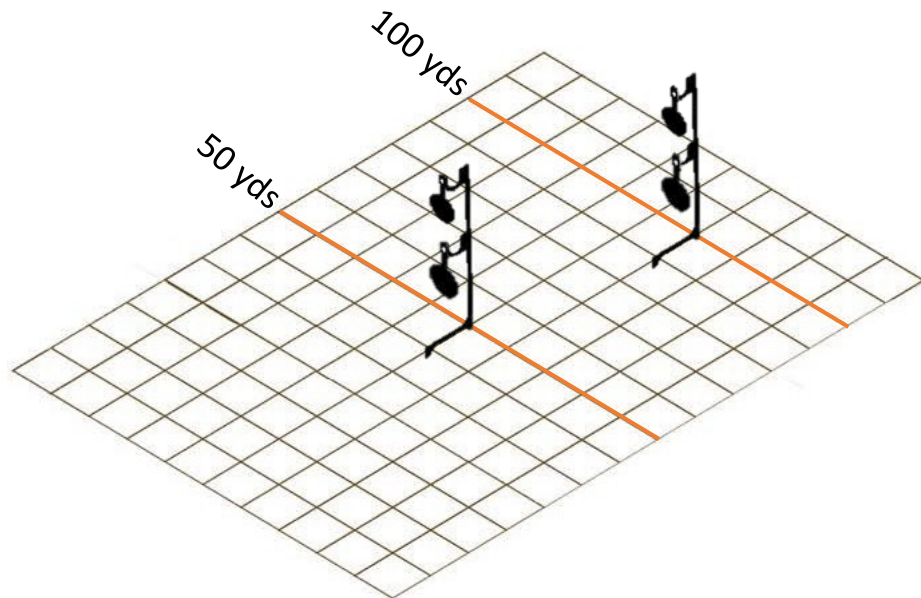
Start Position: Standing, rifle and all gear in hand, mag in, action open

Description: On the start signal, the shooter will take a prone supported position and engage the far targets large to small with 1 shot each and then engage the near targets large to small with 1 shot each from the following positions:

- Strong side
- Support side
- Strong side

Note: Support side means support eye, hand, and shoulder.

OG/Adaptive Recommendation: Shot from a bench or the shooter can start in position from prone.



Tankity Tank Tank

Time: 120 Sec

Round Count: 10

Ranges and Targets: Option 1 – 58 yds: 1.5” on a single hanger
Option 2 – 116 yds: 3” on a single hanger

Points: 10 pts per impact plus 0.1 bonus points per second remaining, i.e. if 8.7 sec remain the shooter will earn 0.87 points. **For the PractiScore NRL22 template enter the total time elapsed in seconds.**

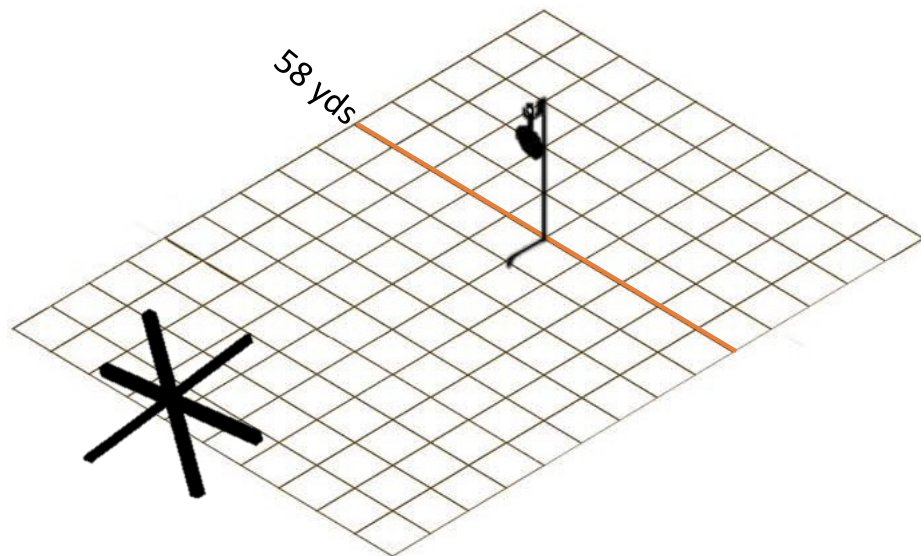
Start Position: Standing, rifle and all gear in hand, mag in, action open

Description: On the start signal, the shooter will engage the target with 2 shots from the tank trap in the following manner:

- The center of the tank trap
- Then each tip (3) in no specific order
- Back to the center of the tank trap.

After the shooter has shot their last round, the shooter will yell “Done” to stop the timer.

OG/Adaptive Recommendation: Same starting position. The shooter will engage the target with 2 shots from 5 tips, 2 tips will be used twice. The shooter must move to a different tip after every 2nd shot.



Have A Barrel Of Fun

Time: 120 Sec

Round Count: 12

Ranges and Targets: Option 1 – 79 yds: 2” on a double hanger
Option 2 – 158 yds: 4” on a double hanger

Points: 10 points per impact, 120 points possible

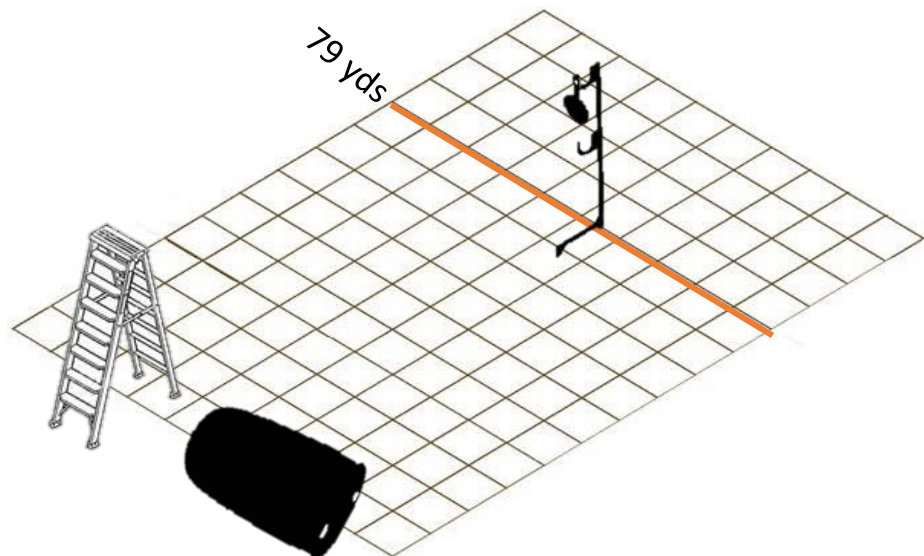
Start Position: Standing, rifle and all gear in hand, mag in, action open

Description: On the start signal, the shooter will engage the target in the following prop order:

- Any ladder rung
- 55-gal barrel
- Different ladder rung
- 55-gal barrel

Note: All props are positioned as pictured

OG/Adaptive Recommendation: Same starting position. The shooter will engage the target in the same prop order but the 55-gal barrel will be upright.



Take It For A Spin

Time: 120 Sec

Round Count: 10

Ranges and Targets:

- Option 1 – 30 yds: 0.25" & 0.50" on KYL
60 yds: 0.75" & 1" on KYL
80 yds: 2" on a single hanger
- Option 2 – 60 yds: 0.5" & 1"
90 yds: 1.5" & 1"
120 yds: 3"

Points: 10 points per impact, 100 points possible

Start Position: Standing, rifle and all gear in hand, mag in, action open

OG/Adaptive Recommendation: Shot from a bench or the shooter can start in position from prone.

Description: On the start signal, the shooter will take a prone supported position and engage the targets in the following order:

- Middle targets large to small 1 shot each
- Near targets large to small 1 shot each
- Far target with 1 shot

The shooter will then reengage the targets again in the same manner.

Note: All shots are hit to move on

