



OCTOBER 2019 NRL 22 OFFICIAL COURSE OF FIRE

October is the scariest month of the year and we are fortunate to have Erik Severson of Sage Range make a terrifyingly original COF! This month please go out of your way to remember what NRL22 is all about, the kids. If you have Young Guns, follow Mike Millikan's example of dressing up. Have candy, make this month's COF one that the kids will remember.

Range requirements: NRL22 standard target package, the tank trap, 55 gallon barrel, 5 gallon bucket, the folding chair, and 2" NRL22 targets and target stands for paper targets.

Shooter equipment: Rifle must be chambered in 22 LR. Rifle is encouraged to have a removable magazine. Scopes with adjustable windage, elevation and a reticle are recommended. Bipods and a rear bag approximately the same size as a volleyball or smaller are also recommended. A sling is a huge aide for positional stages and shooters would benefit greatly from a sling. Special note on equipment, this is a fantastic community. If you are short on equipment, let that be known. The good men and women in this community will fall all over themselves to help you out and lend you theirs.

Safety suggestions: Weed whacker plastic string works very well for Empty Chamber Indicators. Using ECI ensures a rifle is not loaded and especially useful for Ruger 10/22's. The stages' starting positions were deliberately set up for safety. Ensure RO's are very close to new shooters and kids, especially in the positional and barricade stages in case the 180 rule is broken or a transition is made without the action open or safety engaged.

Paper stage suggestions: Have one of the NRL 22 paper targets present at stage briefing so that all shooters can see what it is before they get behind the rifle. Ensure the shooter number is written very large. Because the targets we provide have 2 targets on each one, I have been cutting the targets in half and spreading them out a bit. This seems to reduce crossfires, but they will happen. Only 2 or 3 shots count per target. If a shooter accidentally shoots another shooter's target, it benefits the shooter who was shooting at the correct target. However, an RO with a spotting scope ensuring a shooter's target is clean before they shoot will help minimize this. For scoring, the shot just needs to break the line to get the higher points. So if the 10 circle is just barely nipped, that shot is a 10.

Scoring submissions: Download the NRL22 Scores sheet from the downloads section on NRL22.org, fill out the results, and submit scores sheet to matches@nrl22.org, followed by payment for admin fee. Deadline for submissions is **Wed NOV 6th, 2019**.

Keep in mind that only NRL 22 members are eligible for prizes and while we have a 30 day grace period for membership, if the prizes are already distributed, it is the competitor's loss. The live YouTube show for prizes will happen on **Wed NOV 13th, 2019**



OCTOBER 2019 NRL 22 OFFICIAL COURSE OF FIRE

Here is the running list of likely Base class rifles and scopes MSRPs. If you notice models that fit in this list that are missing, please let your match director know. If you have questions about base class, please ask your match director. They are the ones who make the determination.

1. Likely Base class rifle MSRP list:

- o Ruger models: 10/22 \$309-899. Precision Rimfire \$529. American Rimfire \$359-579.
- o CZ 457 \$365-1144
- o Savage models: B22 \$286-445. A22 \$284-509. Mark 2 \$230-639.

2. Likely Base class scopes list:

- o Vortex Diamondback Tactical \$449.99-499.99
- o Athlon models: Midas Tac \$709-755. Helos BTR \$638-719. Talos BTR \$204-329.
- o SWFA models: SS 10x42 Tactical \$299.95 (6, 12, 16 and 20 are the same. SS 10-42M \$399.95. SS 3-15x42 \$699.99.

STAGE BARRICADE #1: TANK TRAP TERROR!

TIME: 120 SEC

ROUND COUNT: 10

RANGES AND TARGETS: 50 YDS: 6" ON A SINGLE HANGER
75 YDS: 2.5" ON A SINGLE HANGER
100 YDS: 3" ON A SINGLE HANGER

POINTS: 10 PTS PER IMPACT, 100 PTS POSSIBLE

EQUIPMENT: 1 BAG THAT IS APPROXIMATELY THE SIZE OF A VOLLEY BALL OR SMALLER AND SLING. (LIKE A WIEBAD MINI FORTUNE COOKIE)

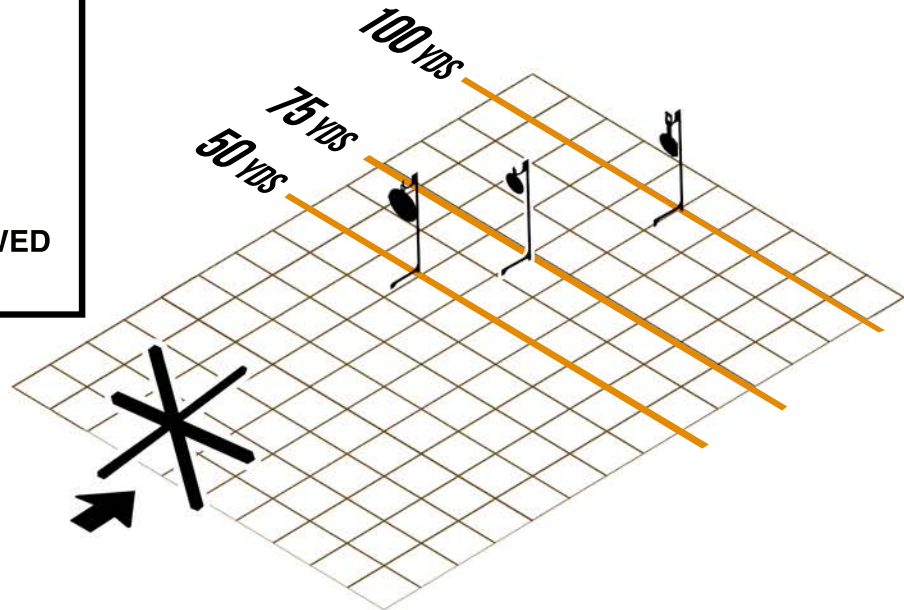
START POSITION: PORT ARMS, MAG IN, BOLT BACK

DESCRIPTION: SHOOTER WILL ENGAGE THE 50 YD TARGET WITH 2 SHOTS FROM THE UNSUPPORTED STANDING POSITION.

SHOOTER WILL THEN ENGAGE THE 75 AND 100 YD TARGETS WITH 1 ROUND EACH FROM THE 3 TIPS OF THE TANK TRAP.

SHOOTER WILL THEN ENGAGE THE 50 YD TARGET WITH 2 ROUNDS FROM THE KNEELING POSITION.

FOR THE STANDING AND KNEELING PORTIONS, THE ONLY EQUIPMENT ALLOWED IS A SLING.



STAGE BARRICADE #2: “BOO BARREL”

TIME: 120 SEC

ROUND COUNT: 10

RANGES AND TARGETS: 50 YDS: 2” NRL .22 PAPER

POINTS: 10, 8, 6 OR 4, 100 PTS POSSIBLE

EQUIPMENT: 1 BAG THAT IS APPROXIMATELY THE SIZE OF A VOLLEY BALL OR SMALLER (LIKE A WIEBAD MINI FORTUNE COOKIE)

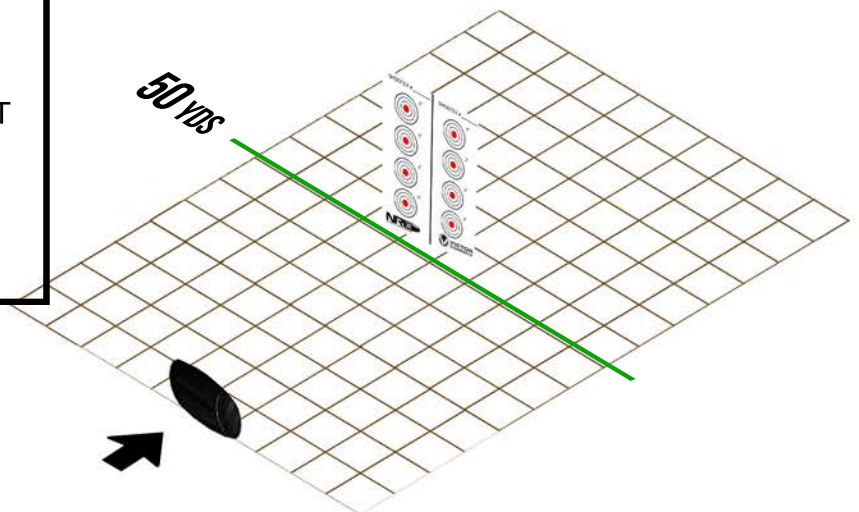
START POSITION: RIFLE GROUNDED, STANDING BEHIND RIFLE, MAG IN, BOLT BACK. 55 GALLON BARREL WILL BE POSITIONED SO IT WOULD ROLL TOWARDS THE TARGETS

DESCRIPTION: SHOOTER WILL GO TO PRONE ON THE LEFT SIDE OF THE BARREL AND ENGAGE THE TOP TARGET WITH 3 SHOTS.

SHOOTER WILL THEN MOVE TO 55-GALLON BARREL AND ENGAGE THE 2ND TARGET WITH 2 ROUNDS AND THE 3RD TARGET WITH 2 ROUNDS.

SHOOTER WILL THEN TAKE A PRONE POSITION ON THE RIGHT SIDE OF THE BARREL AND ENGAGE THE BOTTOM TARGET WITH 3 ROUNDS.

SANDBAGS, ROCKS, ETC MAY BE USED TO KEEP THE BARREL FROM ROLLING.



STAGE PRONE #1:

“PRONE PANDEMONIUM”

TIME: 120 SEC ROUND COUNT: 10

RANGES AND TARGETS: 100 YDS: 2” AND 5” ON A DOUBLE HANGER

POINTS: 10 PTS PER IMPACT, 100 PTS POSSIBLE

EQUIPMENT: 1 BAG THAT IS APPROXIMATELY THE SIZE OF A VOLLEY BALL OR SMALLER. (LIKE A WIEBAD MINI FORTUNE COOKIE)

START POSITION: RIFLE GROUNDED, STANDING BEHIND RIFLE, MAG IN HAND, BOLT BACK.

DESCRIPTION: SUPPORTED PRONE MEANS BIPOD AND REAR BAG. UNSUPPORTED PRONE MEANS SLING ONLY LIKE WE ALWAYS DO.

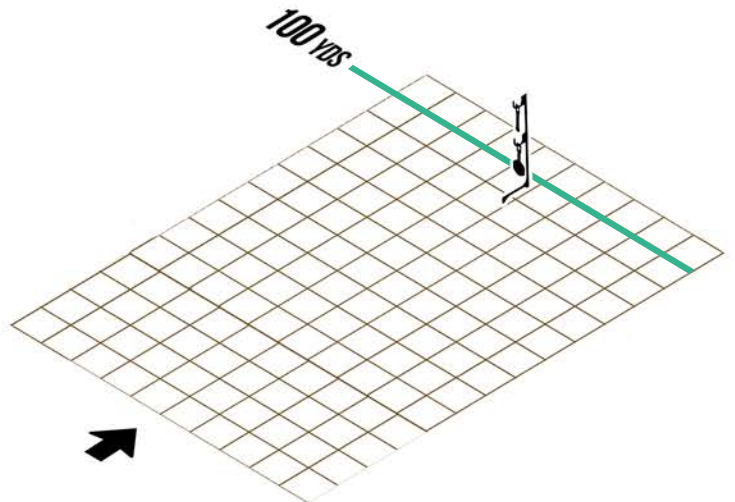
SHOOTER WILL GO TO SUPPORTED PRONE AND ENGAGE THE 2” TARGET WITH 2 ROUNDS.

SHOOTER WILL THEN GO TO UNSUPPORTED PRONE AND ENGAGE THE 5” TARGET WITH 2 ROUNDS.

BACK TO SUPPORTED ON THE 2” WITH 2 ROUNDS.

BACK TO UNSUPPORTED ON THE 5” FOR 2 ROUNDS.

BACK TO SUPPORTED PRONE ON THE 2” FOR 2 ROUNDS.



STAGE PRONE #2: "5 GALLONS OF GORE"

TIME: 120 SEC

ROUND COUNT: 10

RANGES AND TARGETS: 35 YDS: 1" AND .75" ON A KYL RACK
100 YDS: 2" AND 2.5" ON A DOUBLE HANGER

POINTS: 10 PTS PER IMPACT, 100 PTS POSSIBLE

EQUIPMENT: 1 BAG THAT IS APPROXIMATELY THE SIZE OF A VOLLEY BALL OR SMALLER. (LIKE A WIEBAD MINI FORTUNE COOKIE)

START POSITION: RIFLE RESTING ON THE 5-GALLON BUCKET, SHOOTER NOT ON RIFLE, MAG IN, BOLT BACK. BUCKET WILL BE UPSIDE DOWN.

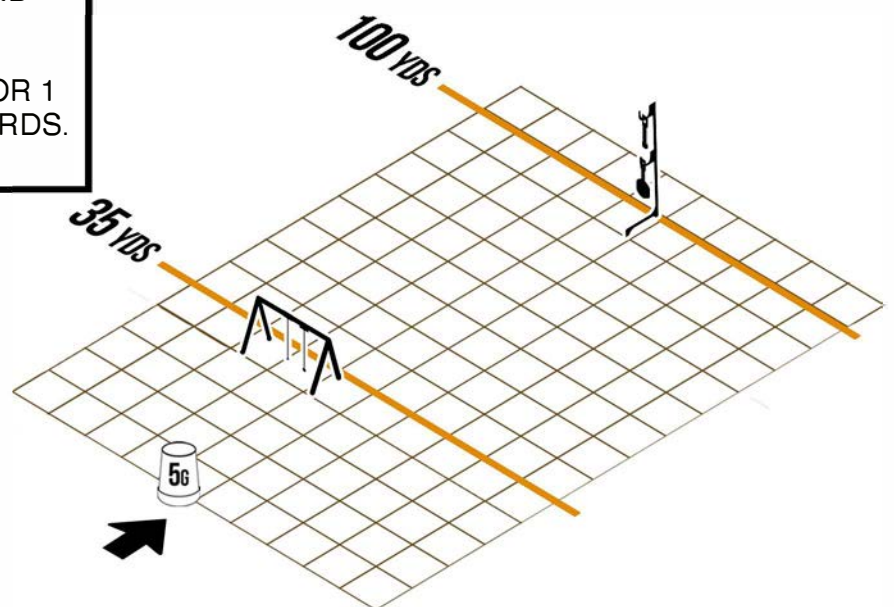
DESCRIPTION: SHOOTER WILL ENGAGE THE 1" AND .75" TARGETS AT 35 YARDS FROM THE BUCKET.

SHOOTER WILL THEN MOVE TO A SUPPORTED PRONE POSITION AND ENGAGE THE 2" AND 2.5" AT 100 YARDS.

SHOOTER WILL MOVE TO THE BUCKET FOR 1 ROUND EACH AT THE 1" AND .75" AT 35 YARDS.

SHOOTER WILL THEN MOVE TO A SUPPORTED PRONE POSITION AND ENGAGE THE 2" AND 2.5" AT 100 YARDS WITH 1 ROUND EACH.

SHOOTER WILL MOVE TO THE BUCKET FOR 1 ROUND EACH AT THE 1" AND .75" AT 35 YARDS.



STAGE POSITIONAL #1:

“SEVERSON’S SCARIEST STAGE!”

TIME: 120 SEC

ROUND COUNT: 10

RANGES AND TARGETS: 35 YDS: 4” ON A SINGLE HANGER

35 YDS: .5” AND .25” ON A KYL RACK.

50 YDS: 1.5” AND 1” ON A DOUBLE HANGER

POINTS: 10 PTS PER IMPACT, 100 PTS POSSIBLE

EQUIPMENT: 1 BAG APPROXIMATELY THE SIZE OF A VOLLEYBALL OR
SMALLER AND SLING

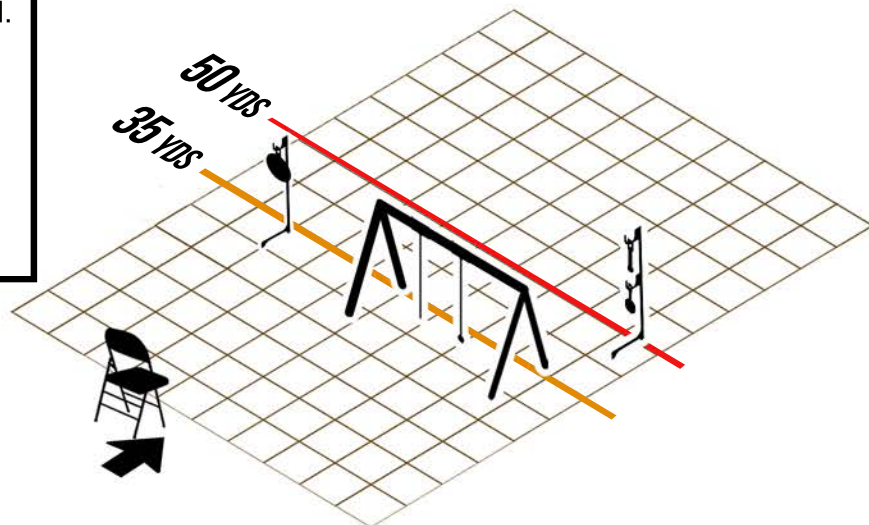
START POSITION: PORT ARMS, MAG IN, BOLT BACK.

DESCRIPTION: SHOOTER TAKE A KNEELING POSITION AND ENGAGE THE 35 YD 4” TARGET WITH 2 SHOTS.

SHOOTER WILL THEN TAKE A SUPPORTED PRONE POSITION AND ENGAGE THE .5” AND .25” TARGETS AT 35 YDS WITH 2 SHOTS EACH.

SHOOTER WILL THEN MOVE TO THE SEAT OF THE CHAIR AND ENGAGE THE 1.5” AND 1” TARGETS AT 50 YDS WITH 2 ROUNDS EACH.

FOR THE KNEELING PORTION, THE ONLY EQUIPMENT ALLOWED IS A SLING.



SUPPLEMENTAL



FIG. 1: Standing Unsupported Position.



FIG. 2: Kneeling Unsupported Position.



FIG. 3: Seated Unsupported Position.