



JUNE 2018 NRL22 OFFICIAL COURSE OF FIRE

HELLO NRL22 family and welcome to season 2018/2019!!!! I am feeling extra happy and proud of this growing community after receiving so much help from our awesome match directors with the new rules and meeting so many of you at Nationals! I want to send one more great big thank you to National Championship MD Ron Young and his team of RO's and helpers for such a quality event that capped off a great first season! Way to make NRL22 shine guys!

With a new season comes some rule changes. You may access them at WWW.NRL22.org/about/rules. Here is the major notes by section of the changes (section, subsection, rule):

- 1) 3A2 More Targets in the target package. Another 1.5", 2", 2.5" and 3" hanging target and 2 more double hangers.
- 2) 3A3 3 more barricades. A tank trap, 55 gallon plastic drum, and a saw horse with a shelf.
- 3) 3A4 \$5 score submission fee increase, \$25 increase to membership fee. This was obviously an admin want. We increased the score submission to help cover monthly prize shipping costs, and I wanted more NRL22 swag out there. So the membership gift is a NRL22 hat! \$25 covers the hat and the \$12 shipping cost.
- 4) Regionals have been deleted due to poor participation.
- 5) 4A1 Increase to the minimum rounds fired for the National Championship from 150 to 170.
- 6) 5B1 Base class rule change for a hard \$350 for specific model of rifle. Also allowing mods to the barrel channel and bedding.
- 7) 5B2 Young Guns age limit reduced from 18 to 16.
- 8) 5C1 & 5F2 Best 3 scores per local club determines who qualified for nationals from that club. Each club will be allowed a certain number of slots for nationals based upon their club's participation and number of shooters.
- 9) 5F The National Championships will be in Las Vegas on May 17-19 2019.

Lastly, due to the rules being just released, the new targets and barricades won't be required until the July COF. The first new barricade will be the sawhorse and will also be July.

NRL22 swag is available for purchase on www.NRL22.org with kids sizes in stock. Remember, this money goes right back into growing precision rifle and remember that we are a 501 (c3) so any purchases will be a taxable donation. You will be getting a NRL22 hat with your membership purchase. I can't wait to get mine!

Remember to keep checking the NRL22 Facebook pages for the monthly prize shows. They are a lot of fun and we have many new and returning sponsors for this next season! So many of you have been very gracious in publicly thanking the sponsors and recommending them to other shooters. A heartfelt thank you for this. Those things have gone so far in getting us sponsors for this season. Many thanks to Victor Company USA, Benchmark Barrels, Short Action Precision, Thunder Beast Arms, and BLAMM Enterprises!

Range requirements: NRL22 target package, 6 foot a-frame ladder, a cinder block, 3 dice, the folding chair, and 1.5" NRL22 Lemur targets and target stands for paper targets.



JUNE 2018 NRL22 OFFICIAL COURSE OF FIRE

Shooter equipment: Rifle must be chambered in 22 LR. Rifle is encouraged to have a removable magazine. Scopes with adjustable windage, elevation and a reticle are recommended. Bipods and a rear bag approximately the same size as a volleyball or smaller are also recommended. A sling is a huge aide for positional stages and shooters would benefit greatly from a sling. Special note on equipment, this is a fantastic community. If you are short on equipment, let that be known. The good men and women in this community will fall all over themselves to help you out and lend you theirs.

Match director suggestions: The COF is set up so that every stage can take place at the same time and not overlap targets. Squading will reduce the time it takes to run your shoot. I have been using 3 bricks (\$.30 each at Home Depot) to surround the target hangers for stability in soft dirt. I have also been painting the bricks and targets different colors for the different stages. Example is that Prone #2's targets are all painted red. On ranges with hard dirt, I bring a cordless drill with a masonry bit and a hammer to get the hangers in the ground. We keep hearing that the KYL targets tend to come apart. A piece of tape on all 4 legs has kept ours running strong.

Safety suggestions: Weed whacker plastic string works very well for Empty Chamber Indicators. Using ECI ensures a rifle is not loaded and especially useful for Ruger 10/22's. The stages' starting positions were deliberately set up for safety. Ensure RO's are very close to new shooters and kids, especially in the positional and barricade stages in case the 180 rule is broken or a transition is made without the action open or safety engaged.

Paper stage suggestions: Have one of the NRL 22 paper targets present at stage briefing so that all shooters can see what it is before they get behind the rifle. Ensure the shooter number is written very large. Because the targets we provide have 2 targets on each one, I have been cutting the targets in half and spreading them out a bit. This seems to reduce crossfires, but they will happen. Only 1 or 2 shots count per target. If a shooter accidentally shoots another shooter's target, it benefits the shooter who was shooting at the correct target. However, an RO with a spotting scope ensuring a shooter's target is clean before they shoot will help minimize this. For scoring, the shot just needs to break the line to get the higher points. So if the 10 circle is just barely nipped, that shot is a 10.

Scoring submissions: Download the NRL22 Scores sheet from the downloads section on NRL22.org, fill out the results, and submit scores sheet to matches@nrl22.org, followed by payment for admin fee. **Deadline for submissions is July 4th, 8PM PST.**

Keep in mind that only NRL 22 members are eligible for prizes and while we have a 30 day grace period for membership, if the prizes are already distributed, it is the competitor's loss. **The live Facebook show for prizes will happen on July 11th at 4PM PST.**

Here is the running list of Base class models that are under \$350 MSRP. If you notice models that fit in this list that are missing, please let your match director know. If you have questions about base model, please ask your match director. They are the ones who make the determination.



JUNE 2018 NRL22 OFFICIAL COURSE OF FIRE

1. Approved Base class rifle list:
 - o Ruger models: 10/22 Carbine (1103, 1151, 1256 models)
 - o Savage models: Rascal FV-SR, B22 F Compact, B22 F Left Hand, Rascal Target, 64 FL, 64 FL XP, Rascal, Rascal Gator Camo, 64 FV-SR, Mark I GY, Mark II GY, A22, B22 F, Mark II FV-SR, Mark II FXP, B22 FV, B22 FV-SR, Mark II FV-SR Gator Camo, 64 F, 64 FXP, 64 G, Mark II F, 64 F Camo, Mark II FV, Mark II G, Mark II GL, Mark II GLY, 64 FSS, 64 FVXP, Mark I G, Mark II Camo, Mark II FVXP, Mark II FSS
 - o Marlin: XT-22, XT-22R, XT-22RO, XT-22RZ, XT-22TR, XT-22TSR, XT-22VR, XT-22YR, Model 60, Model 60C, Model 60SB, Model 60SN, Model 60SS, Model 70PSS, Model 795
 - o Mossberg: Blaze, 702, 801, 802
 - o Remington: 597, 597HB
2. Excluded Base class rifle list:
 - o CZ 455

Word to yo mama's!
The National Rifle League

STAGE BARRICADE #1: LOWE'S FUNKY CHICKEN!

TIME: 120 SEC

ROUND COUNT: 10

RANGES AND TARGETS: 25YDS WITH 1", .75", .5", AND .25" TARGETS ON A SINGLE HANGER


POINTS: 4 PTS FOR A HIT ON THE 1" TARGET, 8 PTS FOR A HIT ON THE .75" TARGET, 12 PTS FOR A HIT ON THE .5" TARGET, 16 PTS FOR A HIT ON THE .25" TARGET FOR A TOTAL POSSIBLE SCORE OF 136. A MISS RESULTS IN UNBANKED POINTS RETURNED TO ZERO AND RESTARTING ON THE 1" PLATE.

EQUIPMENT: 1 BAG THAT IS APPROXIMATELY THE SIZE OF A VOLLEY BALL OR SMALLER.

START POSITION: RIFLE RESTING ON THE SEAT PORTION OF THE CHAIR, MAGAZINE IN OR LOADED, AND ACTION OPEN.

1. UPON THE START SIGNAL, SHOOTER WILL ENGAGE THE **25YD 1"** TARGET WITH 1 ROUND.
2. IF HIT, THE SHOOTER WILL MOVE TO ENGAGE THE **.75"** TARGET WITH 1 ROUND.
3. IF HIT, THE SHOOTER WILL MOVE TO ENGAGE THE **.5"** TARGET WITH 1 ROUND.
4. IF HIT, THE SHOOTER WILL MOVE TO ENGAGE THE **.25"** TARGET WITH 1 ROUND.
5. IF HIT, THE SHOOTER MAY RE-ENGAGE THE **.25"** TARGET UNTIL ALL **10** ROUNDS ARE FIRED.
6. AT ANY TIME, THE SHOOTER MAY "BANK" OR PROTECT THEIR EARNED POINTS BY STANDING UP, SQUEEZING THE RUBBER CHICKEN, AND DOING A QUICK CHICKEN DANCE. AFTER POINTS ARE BANKED THE SHOOTER MUST RESTART AT THE LARGEST TARGET. IF AT ANY TIME A SHOOTER MISSES, THEY LOSE ALL UNBANKED POINTS AND MUST RETURN TO THE **1"** TARGET.

NOTE: YUMA MATCH MASTERS' MD STEVE LOWE USED A RUBBER SQUEAKY CHICKEN FOR HIS BANK PROP. YOU MAY USE ANY PROP YOU HAVE. A BELL, A BABY RATTLE OR A DOGS SQUEAK TOY WILL DO. WE DO ABSOLUTELY, POSITIVELY, BEYOND A QUESTION OF A DOUBT REQUIRE A SILLY DANCE TO TAKE PLACE. FAILURE TO COMPLY WILL RESULT IN PERMANENT "YOU SUCK" STATUS BY NRL22'S DIRECTOR OF MATCH OPERATIONS. VIDEO COVERAGE IS ENCOURAGED!



STAGE BARRICADE #2: **I PREFER THE LADDER**

TIME: 120 SEC

ROUND COUNT: 10

RANGES AND TARGETS: 50YDS WITH A 2" TARGET ON A DOUBLE HANGER
100YDS WITH A 5" TARGET ON A SINGLE HANGER

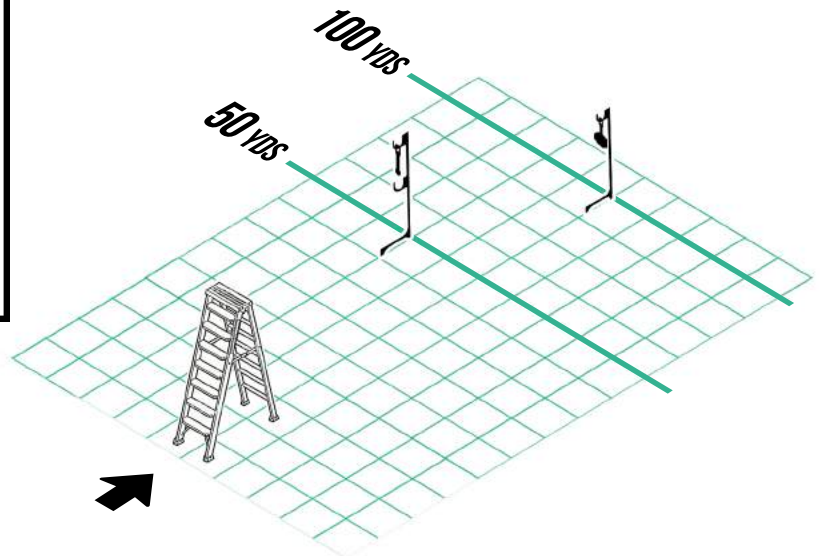
POINTS: 10PTS FOR EACH HIT, FOR A TOTAL POSSIBLE SCORE OF 100.

EQUIPMENT: 1 BAG THAT IS APPROXIMATELY THE SIZE OF A VOLLEY BALL OR SMALLER

START POSITION: RIFLE RESTING ON THE HIGHEST LADDER STEP THAT THE SHOOTER CAN STAND UPRIGHT AND GET SIGHT PICTURE. MAGAZINE IN OR LOADED, AND ACTION OPEN.

1. SHOOTER WILL BEGIN WITH THE RIFLE RESTING ON THE TOP LADDER STEP AND IN POSITION. UPON THE START SIGNAL, SHOOTER WILL ENGAGE THE 2" 50 YD TARGET WITH 1 ROUND.
2. THE SHOOTER WILL THEN ENGAGE THE 100 YD 5" TARGET WITH 1 ROUND.
3. THEN THE SHOOTER WILL MOVE TO THE NEXT STEP DOWN AND ENGAGE BOTH TARGETS. THE SHOOTER WILL REPEAT THIS PROCESS UNTIL ALL 10 ROUNDS ARE FIRED. IF THE SHOOTER REACHES THE BOTTOM STEP AND HAS ROUNDS REMAINING THEY SHALL START GOING BACK UP THE STEPS.

SAFETY NOTE: WHEN THE SHOOTER TRANSITIONS, THEY SHALL LEAVE THE ACTION OPEN IF THE RIFLE IS A BOLT OR OTHER MANUALLY ACTION AND SHALL NOT CLOSE THE ACTION UNTIL THE RIFLE IS SUPPORTED AND ON TARGET. WITH SEMI AUTOS, THE SHOOTER SHALL ENGAGE THE SAFETY AND YELL "SAFE" LOUD ENOUGH TO BE HEARD OVER HEARING PROTECTION BEFORE TRANSITIONING TO THE NEXT POSITION.



STAGE PRONE #1: MILLIKAN'S MEMORY GAME

TIME: 120 SEC

ROUND COUNT: 9

RANGES AND TARGETS: 50YDS WITH A 1" TARGET ON A SINGLE HANGER
75YDS WITH A 1.5" TARGET ON A SINGLE HANGER
100YDS WITH A 2.5" TARGET ON A SINGLE HANGER

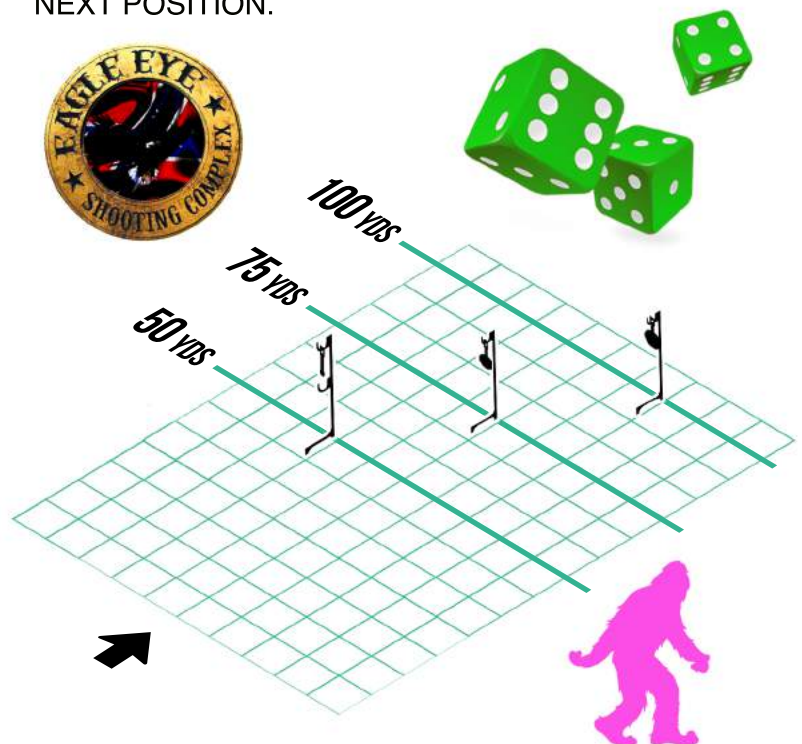
POINTS: 10PTS FOR EACH HIT, FOR A TOTAL POSSIBLE SCORE OF 90.

EQUIPMENT: 1 BAG THAT IS APPROXIMATELY THE SIZE OF A VOLLEY BALL OR SMALLER

START POSITION: RIFLE STAGED ON THE LINE WITH MAGAZINE IN OR LOADED, AND ACTION OPEN. SHOOTER SHALL START AT THE TABLE.

1. UPON THE START SIGNAL, SHOOTER WILL ROLL 3 DICE. **IF A 1 OR 2 IS ROLLED;** THE SHOOTER WILL ENGAGE THE 50 YD TARGET. **IF A 3 OR 4 IS ROLLED;** THE SHOOTER WILL ENGAGE THE 75 YD TARGET. **IF A 5 OR A 6 IS ROLLED;** THE SHOOTER WILL ENGAGE THE 100 YD TARGET.
2. SHOOTER SHALL ENGAGE THE TARGETS FROM **CLOSE TO FAR**. ONCE THE DICE DESIGNATE THE TARGETS, THE SHOOTER WILL DROP DOWN AND ENGAGE THOSE 3 TARGETS.
3. THEN THE SHOOTER WILL RE-ROLL FOR THE NEXT THREE TARGETS.
4. FINALLY, THE SHOOTER SHALL RE-ROLL FOR THE FINAL 3 TARGET ENGAGEMENTS. **IF AT ANY TIME THE SHOOTER FORGETS THE SHOOT ORDER THEY MUST GET UP AND CHECK THE DICE.**

SAFETY NOTE: WHEN THE SHOOTER TRANSITIONS, THEY SHALL LEAVE THE ACTION OPEN IF THE RIFLE IS A BOLT OR OTHER MANUALLY ACTION AND SHALL NOT CLOSE THE ACTION UNTIL THE RIFLE IS SUPPORTED AND ON TARGET. WITH SEMI AUTOS, THE SHOOTER SHALL ENGAGE THE SAFETY AND YELL "SAFE" LOUD ENOUGH TO BE HEARD OVER HEARING PROTECTION BEFORE TRANSITIONING TO THE NEXT POSITION.



STAGE PRONE #2:

YOU GOT TO MOVE IT, MOVE IT, YOU GOT TO... MOVE IT!

TIME: 120 SEC

ROUND COUNT: 10

RANGES AND TARGETS: 50YDS WITH A 1.5" LEMUR PAPER TARGET

POINTS: 10 POINTS, 7 POINTS, OR 5 POINTS FOR EACH HIT, WITH A TOTAL POSSIBLE SCORE OF 100.

EQUIPMENT: 1 BAG THAT IS APPROXIMATELY THE SIZE OF A VOLLEY BALL OR SMALLER

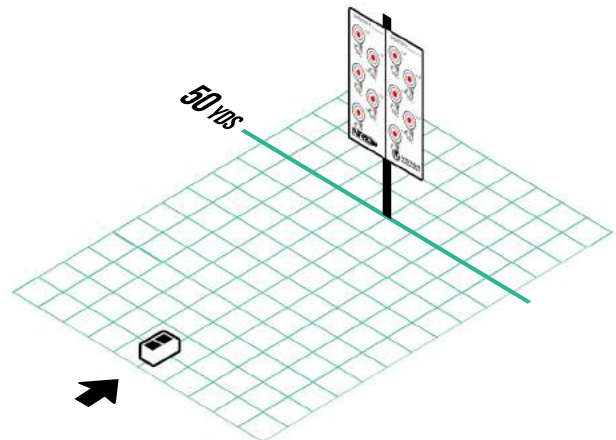
START POSITION: PRONE BEHIND RIFLE. MAGAZINE IN OR LOADED, AND ACTION OPEN.

1. UPON THE START SIGNAL, SHOOTER WILL ENGAGE THE 1.5" 50YD PAPER TARGET WITH 2 ROUNDS.
2. THEN THE SHOOTER WILL PICK UP HIS OR HER RIFLE AND MOVE IT TO THE OTHER SIDE OF THE CINDER BLOCK NEXT TO THEM AND ENGAGE THE NEXT 1.5" PAPER TARGET WITH 2 ROUNDS.
3. THEN THE SHOOTER WILL PICK UP HIS OR HER RIFLE AND MOVE IT BACK TO THE OTHER SIDE OF THE CINDER BLOCK AND ENGAGE THE NEXT 1.5" PAPER TARGET WITH 2 ROUNDS. SHOOTER WILL CONTINUE THIS UNTIL ALL 5 PAPER TARGET RINGS ARE ENGAGED.

NOTE: IF A SHOOTER IS ADVANCED IN AGE OR HAS A HANDICAP, COME UP WITH AN ALTERNATIVE MOVEMENT TO ENSURE PARTICIPATION AND GOOD TIMES. THE IDEA IS TO MAKE THE SHOOTER MOVE AND REBUILD A STABLE SHOOTING POSITION IN A SHORT PERIOD OF TIME.

EXTRA NOTE: USE ONE OF THE CINDER BLOCKS AND PUT IT NEXT TO THE SHOOTER SO THAT THEY MUST MOVE TO THE OTHER SIDE OF IT.

SAFETY NOTE: WHEN THE SHOOTER TRANSITIONS, THEY SHALL LEAVE THE ACTION OPEN IF THE RIFLE IS A BOLT OR OTHER MANUALLY ACTION AND SHALL NOT CLOSE THE ACTION UNTIL THE RIFLE IS SUPPORTED AND ON TARGET. WITH SEMI AUTOS, THE SHOOTER SHALL ENGAGE THE SAFETY AND YELL "SAFE" LOUD ENOUGH TO BE HEARD OVER HEARING PROTECTION BEFORE TRANSITIONING TO THE NEXT POSITION



STAGE POSITIONAL #1: **SUMMER SQUASH**

TIME: 120 SEC

ROUND COUNT: 10

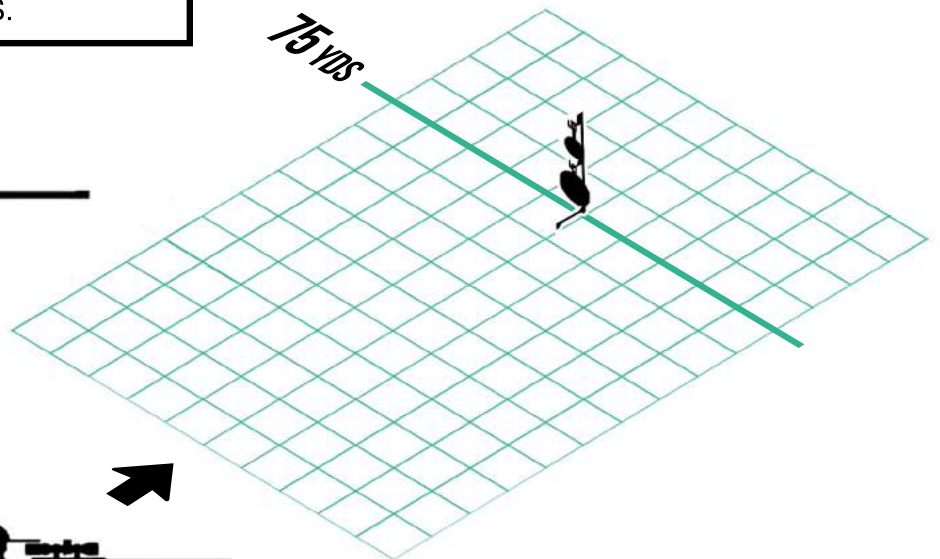
RANGES AND TARGETS: 75YDS WITH 3" AND 6" HANGING TARGETS ON A DOUBLE HANGER

POINTS: 10 POINTS FOR 3" PLATE, 5 POINTS FOR 6" PLATE FOR A TOTAL POSSIBLE SCORE OF 100.

EQUIPMENT: SLING ONLY

START POSITION: START IN THE STANDING POSITION. MAGAZINE IN OR LOADED, AND ACTION OPEN.

1. UPON THE START SIGNAL, SHOOTER WILL ENGAGE **EITHER THE 3" OR 6" TARGET WITH 2 ROUNDS FROM STANDING.**
2. THEN THE SHOOTER WILL ENGAGE **EITHER TARGET FROM KNEELING WITH 2 ROUNDS.**
3. THEN THE SHOOTER WILL ENGAGE **EITHER TARGET FROM SITTING WITH 3 ROUNDS.**
4. FINALLY THE SHOOTER WILL ENGAGE **EITHER TARGET FROM PRONE UNSUPPORTED WITH 3 ROUNDS.**



SUPPLEMENTAL



FIG. 1: Standing Unsupported Position.



FIG. 2: Kneeling Unsupported Position.



FIG. 3: Seated Unsupported Position.